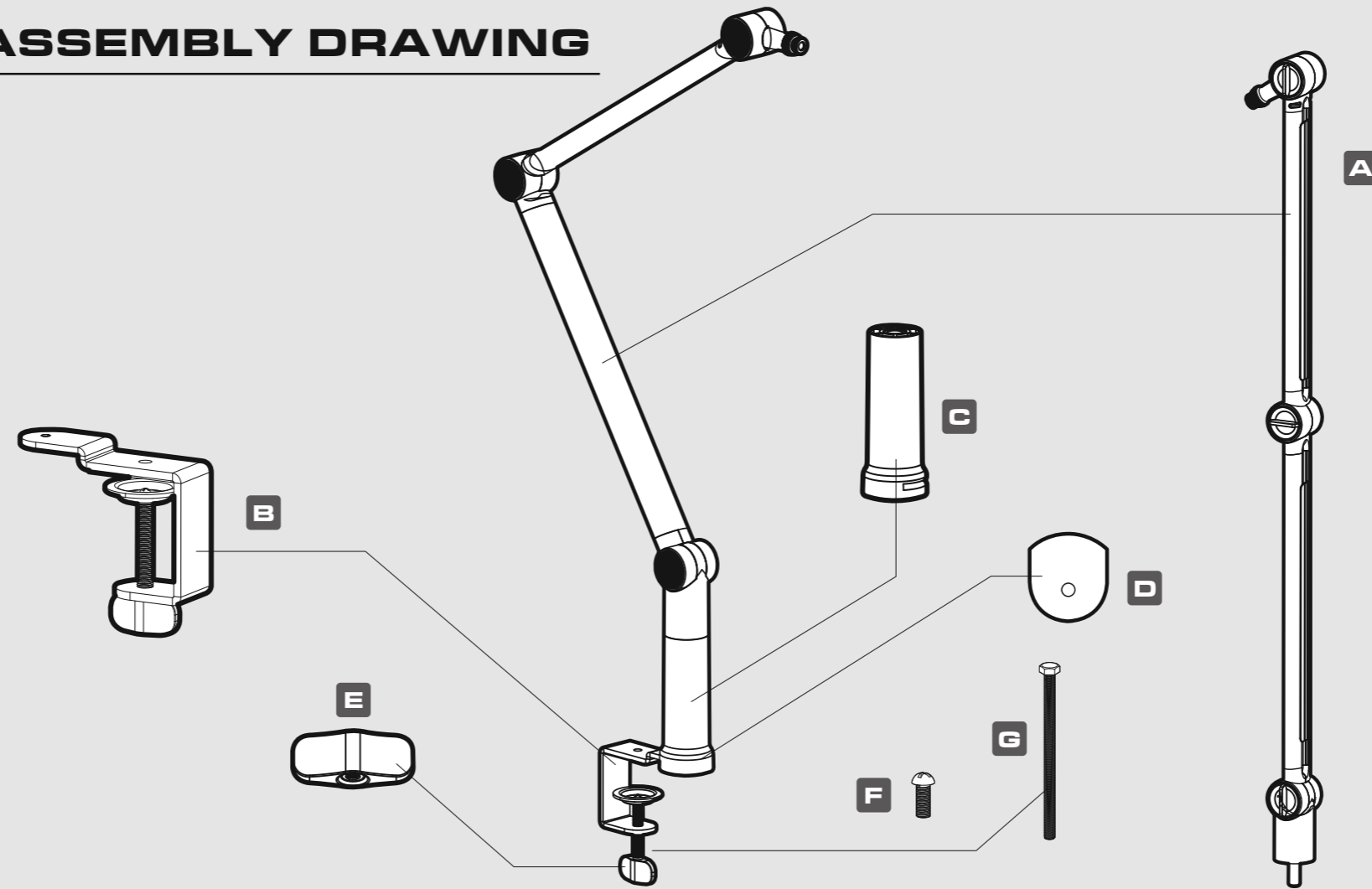


ASSEMBLY DRAWING



The installation process requires a "cross screwdriver" and "power drill" for hole type which are not included in the package. Please have them prepared while installation.



FORTE

UNIVERSAL MIC. ARM

FEATURES

ENGLISH

- Extended Height and Depth for Optimal Mounting
- Omnidirectional Position Adjustment and Ergonomic Knobs
- Long and Sturdy Aluminum Body
- Covers for Hiding Clutter Cable
- 3/8" and 5/8" Universal Screw Mount
- Installation Options: Clip or Hole
- Supported Microphone Weight: Up to 950g
- Supported Desk Thickness: Up to 60mm

FRANÇAIS

- Hauteur et profondeur étendues pour un montage optimal
- Réglage de position omnidirectionnel et boutons ergonomiques
- Corps en aluminium long et robuste
- Couvertures pour cacher l'encombrement du câble
- Montage à vis universel 3/8" et 5/8"
- Options d'installation : clip ou trou
- Poids du microphone pris en charge : jusqu'à 950 g
- Épaisseur de bureau prise en charge : jusqu'à 60 mm

簡中

- 高度与深度延长设计·实现最佳设置
- 全方向位置调整与人体工学旋钮
- 加长铝制机身·更坚固耐用
- 电线收纳设计
- 安装适用 3/8" 与 5/8" 公制螺丝
- 两种底座安装方式：夹桌式或钻孔锁
- 支援最重 950g 麦克风重量
- 支援最高 60 mm 桌面厚度

ESPAÑOL

- Altura y profundidad extendidas para un montaje óptimo
- Ajuste de posición omnidireccional y perillas ergonómicas
- Cuerpo de aluminio largo y resistente
- Cubiertas para ocultar cables desordenados
- Montura de tornillo universal de 3/8" y 5/8"
- Opciones de instalación: clip o agujero
- Peso de micrófono admitido: hasta 950 g
- Grosor de escritorio admitido: hasta 60 mm

PORTUGUÊS

- Altura e profundidade estendidas para montagem ideal
- Ajuste de posição omnidireccional e botões ergonômicos
- Corpo de alumínio longo e resistente
- Coberturas para ocultar o cabo de desordem
- Montagem de parafuso universal de 3/8" e 5/8"
- Opções de instalação: clipe ou furo
- Peso do microfone suportado: até 950g
- Espessura da mesa suportada: até 60mm

繁中

- 高度與深度延長設計·實現最佳設置
- 全方向位置調整與人體工學旋鈕
- 加長鋁製機身·更堅固耐用
- 電線收納設計
- 安裝適用 3/8" 與 5/8" 公制螺絲
- 兩種底座安裝方式：夾桌式或鑽孔鎖
- 支援最重 950g 麥克風重量
- 支援最高 60 mm 桌面厚度

DEUTSCH

- Erweiterte Höhe und Tiefe für optimale Montage
- Omnidirektionale Positionseinstellung und ergonomische Knöpfe
- Langer und robuster Aluminiumkörper
- Abdeckungen zum Verstecken von Kabelsalat
- 3/8" und 5/8" universelle Schraubbefestigung
- Installationsoptionen: Clip oder Loch
- Unterstütztes Mikrofongewicht: Bis zu 950 g
- Unterstützte Schreibtisch Stärke: Bis zu 60 mm

한국어

- 최적의 장착을 위한 높이 및 깊이 확장
- 전방향 위치 조정 및 인체공학적 손잡이
- 길고 견고한 알루미늄 바디
- 클러터 케이블 정리용 커버
- 3/8" 및 5/8" 범용 나사 마운트
- 양방향 설치: 클립 또는 구멍
- 지원되는 최대 마이크 무게: 950g
- 지원되는 최대 책상 두께: 60mm

РУССКИЙ

- Увеличенная высота и глубина для оптимального монтажа
- Всенаправленная регулировка положения и эргономичные ручки
- Длинный и прочный алюминиевый корпус
- Чехлы для скрытия кабеля помех
- Универсальное винтовое крепление 3/8" и 5/8"
- Варианты установки: зажим или отверстие
- Поддерживаемый вес микрофона: до 950 г
- Поддерживаемая толщина стола: до 60 мм

日本語

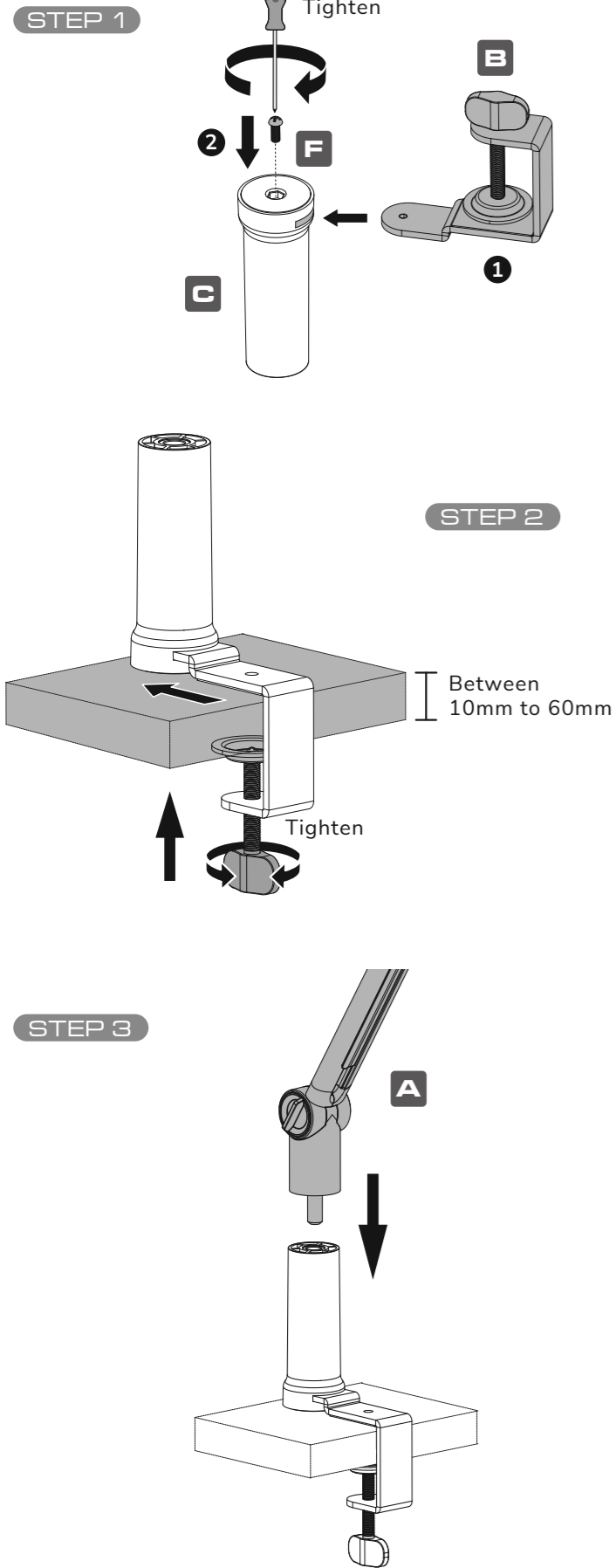
- 広い通用性がありお客様のニーズによって使うことができます
- 角度が自由に調整可能・人間工学に基づいたノブ
- 丈夫なアルミスタンド
- アームにケーブルを収納するところがあり配線を整えることができます
- 3/8" & 5/8"ネジ規格に対応
- クランプ式とグロメット式の設置方法に対応
- マイクの重量は950gまで対応しています
- デスクの厚さは60mmまで対応しています

FORTE

ASSEMBLING INSTRUCTION

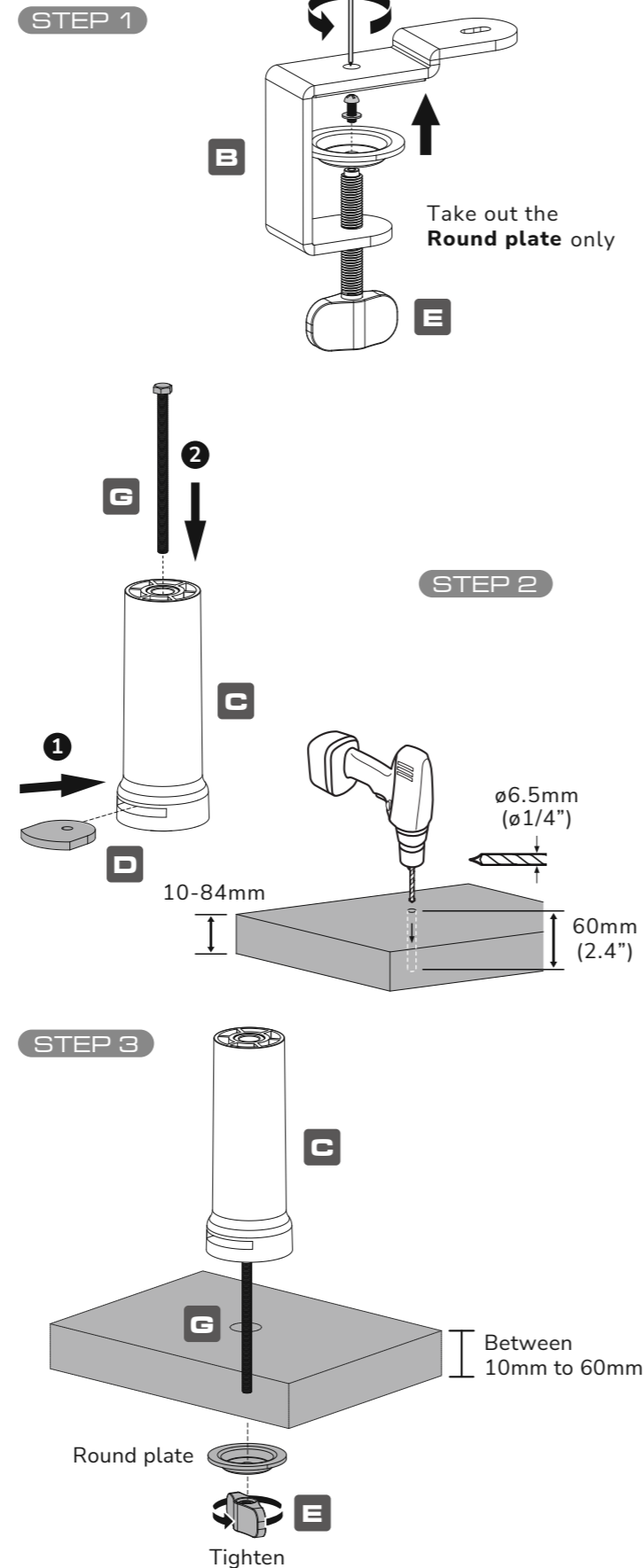
1

CLIP TYPE

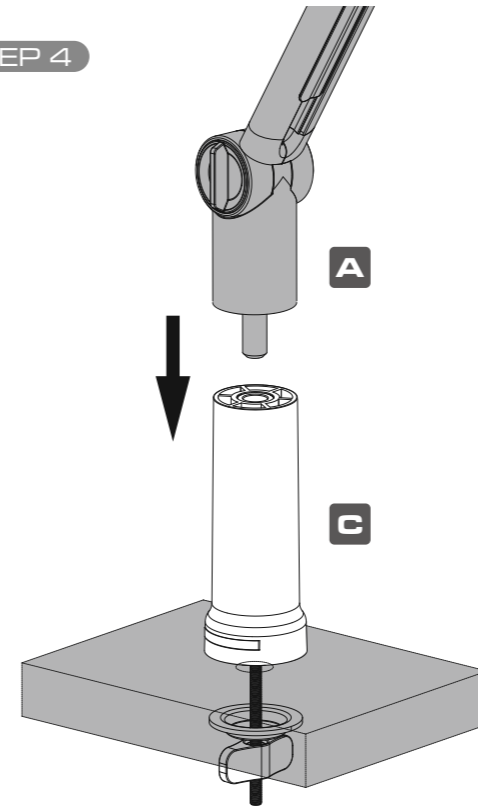


2

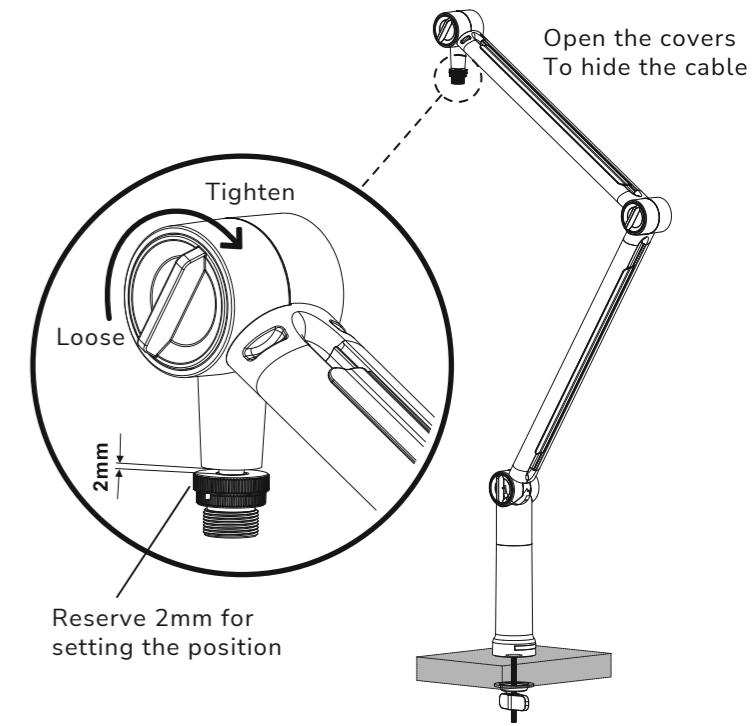
HOLE TYPE



STEP 4



3



GLOBAL WARRANTY POLICY

WARRANTY PERIODS OF COUGAR GAMING DEVICES

Product : COUGAR FORTE MIC ARM
 Warranty : 3 Year
 This warranty gives you specific legal rights. You may also have other rights granted under local law. These rights may vary.

WARRANTY AGREEMENT

- If the product has defects in material or manufacture, COUGAR will provide product repair and replacement service within the warranty period.
- Our warranty service is based on the date of the invoice or warranty card.

CONDITIONS WHERE FREE MAINTENANCE IS NOT PROVIDED

- Any fault or damage caused by natural disasters (including storm, fire, flood, thunder, earthquake, etc).
- Any fault or damage caused by accidental factors and man-made reasons (including hit, scrape, crash, moving, compression, stain, corrosion, riot, misuse, malicious damage, etc).
- Use in an improper operating environment (including high temperature, high humidity, water inflow, etc).
- Inability to provide the product warranty card, purchase receipt or invoice to prove the product is still within the warranty period and the shipping date of the product is out of warranty.
- The warranty card has been altered or its number is hard to identify.
- The warranty period has expired.
- Any fault or damage caused by non-compliance with regulations stated on the user manual or improper, rough and careless treatment.
- Any fault or damage caused by use of parts not certified by COUGAR original manufacturer.
- The problem is caused by improper repair or adjustment by the buyer or any manufacturer without authorization from COUGAR.
- The product is not acquired from an authorized distributor of the company or is acquired from illicit sources.
- Paper carton, instruction and other accessories are not warranted.

DISCLAIMERS

- COUGAR products should not be used as critical components in life support devices.
- COUGAR is not liable for any damage of life and limb or damage or loss of property caused by or during COUGAR products' use as or with medical equipment, military equipment, traffic equipment and disaster prevention systems.
- COUGAR's warranty liability is limited to repair or replacement. The decision on whether to repair or replace belongs exclusively to COUGAR.
- COUGAR is, to the extent not prohibited by law, not liable for any damages; expenses; lost data, revenues, savings or profits; or any incidental or consequential damages happened while the use of a defective product from COUGAR or due to its use.

LEGAL NOTICES

This manual was created by Compucase Enterprise and may not be completely or partially copied, passed on, distributed or stored without written consent by Compucase Enterprise. COUGAR® is a registered brand of Compucase Enterprise. Other product and company names mentioned in this documentation may be brands or trademarks of their respective owners. Compucase Enterprise reserves the right to make changes concerning the contents of the manual and the technical data of the product without previous announcement.

MANUFACTURER CONTACT

Compucase Enterprise Co.,Ltd.
 No. 225, Lane 54, An Ho Road Sec. 2 Tainan, Taiwan, R.O.C
 Tel: +886-6-356-0606
 COUGAR USA Technical Service
 Tel: (833) 256-3778
 Mail: rma@compucaseusa.com

Service email : <https://cougargaming.com/support/contact/upload/>
 Compucase Enterprise Co.,Ltd. All rights reserved. Made in China

ДАТА ИЗГОТОВЛЕНИЯ ПРОДУКЦИИ

год и месяц изготовления продукции указаны в серийном номере продукта. (существует 2 способа определения даты изготовления, оба способа описаны ниже)

A После S/N: первые две цифры означают год, вторые две – месяц изготовления. Например, S/N: H1702000001 означает, что товар был произведен в феврале 2017 года.

B После S/N: если указаны буквы, то две буквы представляют цифры из таблицы ниже, и означают год, последующие две цифры – месяц изготовления. Например, S/N: DAG02REV10000001 означает, что товар был произведен в феврале 2017 года.

A	B	C	D	E	F	G	H	I	J
1	2	3	4	5	6	7	8	9	0

• Например, AG = 17 = 2017 год



WARNING

- To adjust the Arm height, gently pull the screws. Do not use excessive force to assemble the parts.
- Please wear protective gloves when assembling the Arm. It is your own responsibility to use appropriate protection to prevent any physical damage.
- Pay attention to your hand's position and keep it away from spaces in which it could get caught or be injured.
- Do not make fast or violent movements.
- (when the Arm is in movement) do not touch any of the Arm's adjustment controls to prevent affecting its stability and causing a potentially dangerous fall.
- (when reclining the chair to its full extent) set the related control level in lock position and keep both feet on the ground, as well as abstain from any violent, rough or strong movement which could cause the chair to tip over.
- Keep in mind that this chair is designed only for sitting and reclining, and that it should be used only for those uses. Do not sit on the edge of the chair or the arm rests.
- Do not place the chair in a location in which it is likely to be subjected to prolonged sunlight exposure. The product's colors might fade when exposed to sunlight.
- Do not use abrasive products or scrub energetically when cleaning. Please stick to gentle products suitable for delicate materials.
- All parts should be checked monthly to confirm their integrity and to make sure that the screws are not loose. If any part of the product is or appears to be damaged, missing or loose, please contact the local distributor and do not use the product.

DISTRIBUTOR



www.cougargaming.com
 facebook.com/cougargaming
 youtube.com/user/COUGARGLOBAL