AZZA

CPU LIQUID COOLER

Galeforce

120mm / 240mm / 360mm

LCAZ-120C-ARGB/ LCAZ-240C-ARGB/ LCAZ-360C-ARGB

USER MANUAL

2022 Version

Package Contents

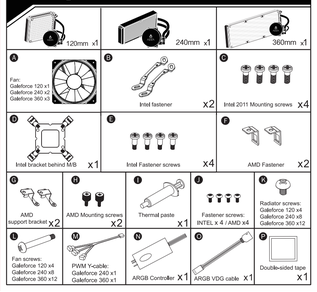

Pump Dimensions

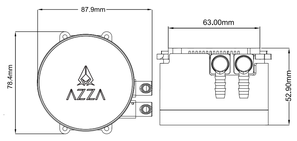

INTEL [LGA1366/1700/115X] Bracket Behind M/B

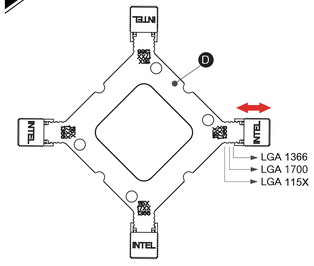

1. INTEL / AMD

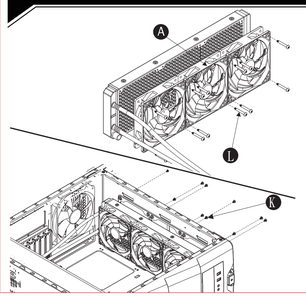

2. INTEL / AMD

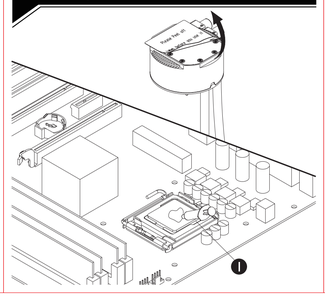

3. INTEL [LGA2066/ 2011/ 2011-3]

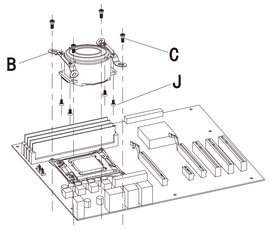

AZZA

MEMO

PWM Y-Cable Instruction (Fan Power Supply)

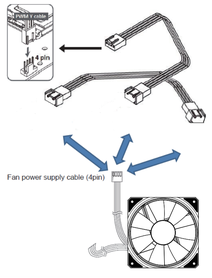

ARGB Controller Connection

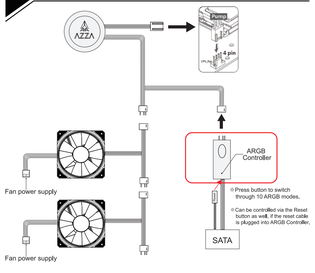

ARGB Motherboard Connection

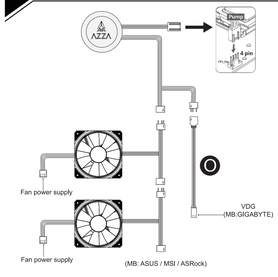

ARGB Motherboard Instruction

ASRock

(Sync software: ASROCK™ POLYCHROME SYNC)



GIGABYTE

(Sync software: GIGABYTE™ RGB FUSION)

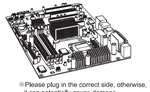

※Please plug in the correct side, otherwise, it can potentially cause damage.

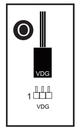

ARGB Motherboard Instruction

ASUS

(Sync software: ASUS™ AURA SYNC)

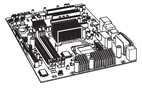



MSI

(Sync software: MSI™ MYSTIC LIGHT SYNC)



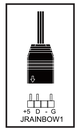

5. AMD

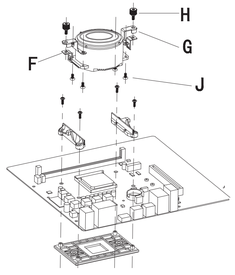

4. INTEL [LGA1366/1700/115X]

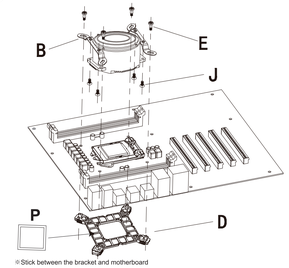

※Stick between the bracket and motherboard

AZZA

CPU LIQUID COOLER

Galeforce

120mm / 240mm / 360mm

LCAZ-120C-ARGB/ LCAZ-240C-ARGB/ LCAZ-360C-ARGB

USER MANUAL

2022-11 Version

Package Contents

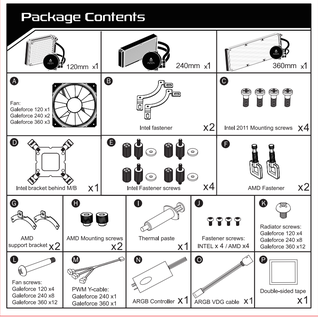

Pump Dimensions

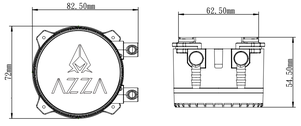

INTEL [LGA1366/1700/115X] Bracket Behind M/B

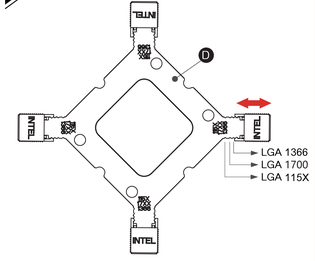

1. INTEL / AMD

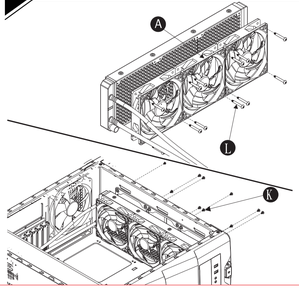

2. INTEL / AMD

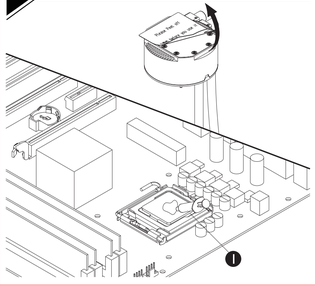

3. INTEL [LGA2066/ 2011/ 2011-3]

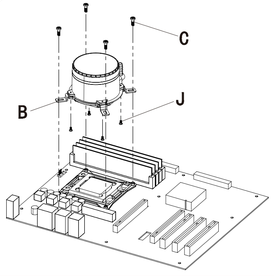

AZZA

MEMO

PWM Y-Cable Instruction (Fan Power Supply)

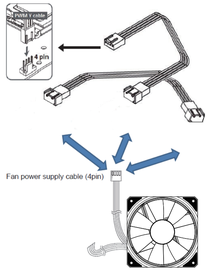

ARGB Controller Connection

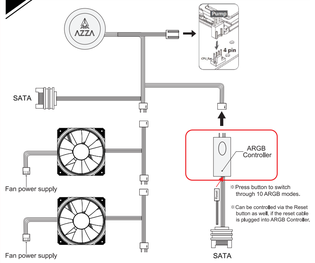

ARGB Motherboard Connection

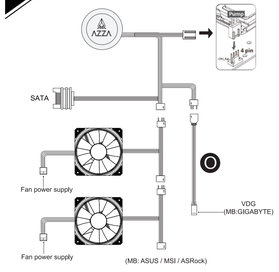

ARGB Motherboard Instruction

ASRock

(Sync software: ASROCK™ POLYCHROME SYNC)





GIGABYTE

(Sync software: GIGABYTE™ RGB FUSION)

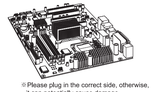

※Please plug in the correct side, otherwise, it can potentially cause damage.

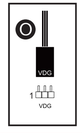

ARGB Motherboard Instruction

ASUS

(Sync software: ASUS™ AURA SYNC)

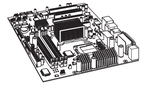



MSI

(Sync software: MSI™ MYSTIC LIGHT SYNC)





5. AMD

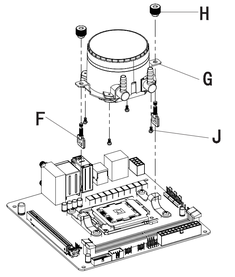

4. INTEL [LGA1366/1700/115X]

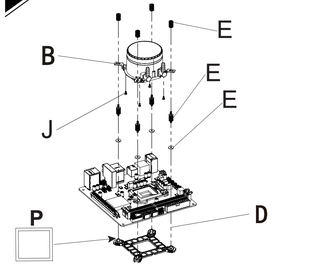

※Stick between the bracket and motherboard