

**REAL GEAR FOR REAL GAMERS**  
www.cougargaming.com

# COMBAT

GAMING GEAR COMBO

## FEATURE 特点/特點

### ENGLISH

- |  |  |
|--|--|
| <b>Keyboard</b> <ul style="list-style-type: none"> <li>• Mechanical Key Switches</li> <li>• Anti-ghosting Technology</li> <li>• Metal Top Frame</li> <li>• Multiple RGB Backlight Effects</li> </ul> | <b>Mouse</b> <ul style="list-style-type: none"> <li>• 65g Extreme Lightweight</li> <li>• 8000DPI Optical Sensor</li> <li>• 1000Hz Polling Rate</li> <li>• 10 Million Clicks Mechanical Switches</li> <li>• Multiple RGB Backlight Effects</li> </ul> |
|--|--|

### RUSSIAN

- |   |   |
|---|---|
| <b>Клавиатура</b> <ul style="list-style-type: none"> <li>• Механические переключатели ключей</li> <li>• Антигостизирующая технология</li> <li>• Металлическая верхняя рама</li> <li>• Многочисленные эффекты подсветки RGB</li> </ul> | <b>Мышь</b> <ul style="list-style-type: none"> <li>• 65 г экстремально легкий</li> <li>• Оптический датчик 8000 дюймов</li> <li>• 1000 Гц. Скорость опроса</li> <li>• 10 миллионов кликов механические переключатели</li> <li>• Многочисленные эффекты подсветки RGB</li> </ul> |
|---|---|

### PORTUGUÊS

- |   |   |
|---|---|
| <b>Teclado</b> <ul style="list-style-type: none"> <li>• Teclados mecânicos</li> <li>• Tecnologia anti-ghosting</li> <li>• Armação superior metálica</li> <li>• Efeitos múltiplos da luz de fundo RGB</li> </ul> | <b>Rato</b> <ul style="list-style-type: none"> <li>• Extremamente leve com 65g</li> <li>• 8000DPI Sensor Óptico</li> <li>• Taxa de votação 1000Hz</li> <li>• Interruptores mecânicos de 10 milhões de cliques</li> <li>• Efeitos múltiplos da luz de fundo RGB</li> </ul> |
|---|---|

### 한국어

- |   |  |
|---|--|
| <b>건반</b> <ul style="list-style-type: none"> <li>• 기계적 키 스위치</li> <li>• 방지 기술</li> <li>• 금속 상단 프레임</li> <li>• 다중 RGB 백라이트 효과</li> </ul> | <b>생쥐</b> <ul style="list-style-type: none"> <li>• 65g 극한 가벼운</li> <li>• 8000dpi 광학 센서</li> <li>• 1000Hz 투표율</li> <li>• 1 천만 번의 기계 스위치를 클릭합니다</li> <li>• 다중 RGB 백라이트 효과</li> </ul> |
|---|--|

### 日本語

- |   |  |
|---|--|
| <b>キーボード</b> <ul style="list-style-type: none"> <li>• メカニカルキースイッチ</li> <li>• アンチゴースト機能</li> <li>• メタルフレーム</li> <li>• RGBバックライト搭載</li> </ul> | <b>マウス</b> <ul style="list-style-type: none"> <li>• 65g 超軽量</li> <li>• 8000 DPI 光学センサー</li> <li>• 1000Hzポーリングレート</li> <li>• 1千万回のクリックに耐えるスイッチを採用</li> <li>• RGBバックライト搭載</li> </ul> |
|---|--|

### 简体中文

- |   |   |
|---|---|
| <b>键盘</b> <ul style="list-style-type: none"> <li>• 机械式开关</li> <li>• 全区防鬼键</li> <li>• 坚固金属上盖</li> <li>• 多种 RGB 灯光效果</li> </ul> | <b>鼠标</b> <ul style="list-style-type: none"> <li>• 65g 极致轻量化</li> <li>• 采用 8000 DPI 光学感应器</li> <li>• 1000Hz 回报率</li> <li>• 1千万次机械点击寿命</li> <li>• 多种 RGB 灯光效果</li> </ul> |
|---|---|

### 繁體中文

- |  |  |
|--|--|
| <b>鍵盤：</b> <ul style="list-style-type: none"> <li>• 機械式開關</li> <li>• 全區防鬼鍵</li> <li>• 堅固金屬上蓋</li> <li>• 多種 RGB 燈光效果</li> </ul> | <b>滑鼠：</b> <ul style="list-style-type: none"> <li>• 65g 極致輕重量</li> <li>• 採用 8000 DPI 光學感應器</li> <li>• 1000Hz 回報率</li> <li>• 1千萬次機械點擊壽命</li> <li>• 多種 RGB 燈光效果</li> </ul> |
|--|--|

### FRANÇAIS

- |  |  |
|--|--|
| <b>Clavier</b> <ul style="list-style-type: none"> <li>• Commutateurs de clés mécaniques</li> <li>• Technologie de lutte contre la lutte</li> <li>• Cadre supérieur en métal</li> <li>• Effets de rétroéclairage RVB multiples</li> </ul> | <b>Souris</b> <ul style="list-style-type: none"> <li>• 65g extrêmement léger</li> <li>• Capteur optique 8000 dpi</li> <li>• Taux de sondage à 1000 Hz</li> <li>• 10 millions de clics commutateurs mécaniques</li> <li>• Effets de rétroéclairage RVB multiples</li> </ul> |
|--|--|

### ESPAÑOL (LATAM)

- |   |  |
|---|--|
| <b>Teclado</b> <ul style="list-style-type: none"> <li>• Teclas Mecánicas</li> <li>• Tecnología anti-ghosting</li> <li>• Marco superior de metal</li> <li>• Múltiples efectos de retroiluminación RGB</li> </ul> | <b>Ratón</b> <ul style="list-style-type: none"> <li>• 65g Extremadamente Ligero</li> <li>• Sensor óptico 8000DPI</li> <li>• Tasa de sondeo 1000Hz</li> <li>• Interruptores mecánicos de 10 millones de clics</li> <li>• Múltiples efectos de retroiluminación RGB</li> </ul> |
|---|--|

### DEUTSCH

- |  |  |
|--|--|
| <b>Klaviatur</b> <ul style="list-style-type: none"> <li>• Mechanische Schüsselschalter</li> <li>• Anti-Ghosting-Technologie</li> <li>• Metall -Top -Rahmen</li> <li>• Mehrere RGB -Hintergrundbeleuchtungseffekte</li> </ul> | <b>Maus</b> <ul style="list-style-type: none"> <li>• 65G extremes leichtes Gewicht</li> <li>• 8000DPI optischer Sensor</li> <li>• 1000 Hz Wahlrate</li> <li>• 10 Millionen Klicks mechanische Schalter</li> <li>• Mehrere RGB -Hintergrundbeleuchtungseffekte</li> </ul> |
|--|--|

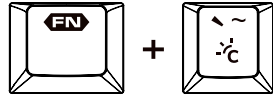


## KEYBOARD: 10 BACKLIGHT EFFECTS 键盘10种灯效 / 鍵盤10種燈效

Auto Mode 自动 / 自動					Manual Mode 手动 / 手动				
<b>Rainbow</b> 波浪  Default 预设 / 预设	<b>Color Cycle</b> 霓虹  x1	<b>Breathing</b> 呼吸  x2	<b>Static</b> 恒亮 / 恒亮  x3	<b>Twinkle 1</b> 繁星1  x4	<b>Twinkle 2</b> 繁星2  x5	<b>Ripple 1</b> 涟漪1 / 涟漪1  x6	<b>Ripple 2</b> 涟漪2 / 涟漪2  x7	<b>Reactive</b> 触发 / 触发  x8	<b>Laser</b> 激光 / 雷射  x9
<b>Color</b> 背光颜色 / 背光颜色 	<b>Speed</b> 背光速度 / 背光速度 	<b>Color</b> 背光颜色 / 背光颜色 	<b>Color</b> 背光颜色 / 背光颜色 	<b>Speed</b> 背光速度 / 背光速度 	<b>Speed</b> 背光速度 / 背光速度 	<b>Color</b> 背光颜色 / 背光颜色 	<b>Color</b> 背光颜色 / 背光颜色 	<b>Color</b> 背光颜色 / 背光颜色 	<b>Color</b> 背光颜色 / 背光颜色 
<b>Speed</b> 背光速度 / 背光速度 		<b>Speed</b> 背光速度 / 背光速度 				<b>Speed</b> 背光速度 / 背光速度 	<b>Speed</b> 背光速度 / 背光速度 	<b>Speed</b> 背光速度 / 背光速度 	<b>Speed</b> 背光速度 / 背光速度 

## HOW TO CUSTOMIZE AND SAVE YOUR OWN BACKGROUND EFFECT TO ON-BOARD MEMORY PROFILES?

如何自定义和保存自己的背光效果?  
如何自定义和保存自己的背光效果?



1. Hold down the FN key and the tilde key simultaneously to switch to the custom backlight mode.
2. To customize the key backlight, press the FN key and the tilde key again. If the indicators flash, it indicates that you have successfully entered the setting mode, and you can begin your customization.
3. Press the desired key to change the backlight color for that key.
4. To save your settings, hold down the FN key and the tilde key.

1. 同時按住FN鍵和波浪符號鍵，以切換至自訂背光模式。
2. 若要自訂按鍵背光，再次按下FN鍵和波浪符號鍵。如果指示燈閃爍，表示已成功進入設定模式，可進行自訂。
3. 按下所需的按鍵，改變該按鍵的背光顏色。
4. 若要儲存你的設定，請同時按住FN鍵和波浪符號鍵。

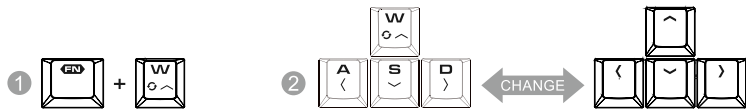

1. 同時按住FN鍵和波浪符號鍵，以切換至自訂背光模式。
2. 若要自訂按鍵背光，再次按下FN鍵和波浪符號鍵。如果指示燈閃爍，表示已成功進入設定模式，可進行自訂。
3. 按下所需的按鍵，改變該按鍵的背光顏色。
4. 若要儲存你的設定，請同時按住FN鍵和波浪符號鍵。

## WASD & ARROW KEY EXCHANGE

WASD和方向键交换 / WASD和方向鍵交換

A handy FN key combo allows left-handed users to switch the WASD and arrow keys for a more comfortable experience.

方便的 FN 组合键允许惯用左手的用户切换 WASD 和方向键。  
方便的 FN 组合键允许惯用左手的用户切换 WASD 和方向键。



## DEFAULT BUTTON ASSIGNMENT

按键功能 / 按鍵功能



### DPI Levels

- 400-Red
- 800-Orange
- 1600-Yellow
- 2400-Green
- 3200-Sky Blue
- 6400-Blue

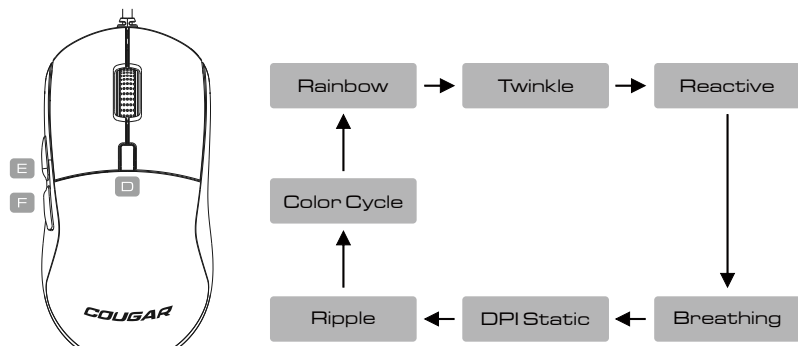
When pressing the DPI button to change the DPI level, it will show the color of each DPI on the backlight for 2 seconds, then get back to original lighting effects that user setting.

按下 DPI 按钮更改 DPI 级别时，在背光上显示每个 DPI 的颜色 2 秒钟，然后恢复到用户设置的原始灯光效果

按下 DPI 按钮更改 DPI 级别时，在背光上显示每个 DPI 的颜色 2 秒钟，然后恢复到用户设置的原始灯光效果

## BACKLIGHT EFFECTS

灯效模式 / 燈效模式



### SHORTCUT KEYS

D + E or F

Press and hold down the DPI key for 3 seconds, and turn on or off backlight.  
按住 DPI 键 3 秒开启或关闭背光 / 按住 DPI 键 3 秒開啟或關閉背光

## PACKAGE CONTENTS

包装内容 / 包裝內容

COUGAR COMBAT Gaming Keyboard / 电竞键盘 / 電競鍵盤
COUGAR COMBAT Gaming Mouse / 电竞鼠标 / 電競滑鼠
User Manual / 说明书 / 說明書

## SPECIFICATIONS 规格 / 規格

KEYBOARD
PRODUCT NAME COUGAR COMBAT Gaming Keyboard / 电竞键盘 / 電競鍵盤
SWITCHES / 按键 / 按鍵 Mechanical Switch-Red / 机械红轴 / 機械紅軸
BACKLIGHT / 背光灯效 / 背光燈效 10 Backlight Effects / 10种背光灯效 / 10種背光燈效
ANTI-GHOSTING KEYS / 防鬼键 / 防鬼鍵 N-key Rollover / 全键防鬼键 / 全鍵防鬼鍵
INTERFACE USB Plug
CABLE LENGTH 1.8m
DIMENSIONS 429 x 122 x 36 (mm) / 16.89 x 4.8 x 1.42 (in)
WEIGHT 770g

The above specifications may vary by country or region.  
上述规格可能因国家或地区而异 / 上述規格可能因國家或地區而異

## SYSTEM REQUIREMENTS

系統需求 / 系統需求

Windows 10 / Windows 11

MOUSE
PRODUCT NAME COUGAR COMBAT Gaming Mouse / 电竞鼠标 / 電競滑鼠
SENSOR / 传感器 / 傳感器 Gaming Sensor
RESOLUTION / 解析度 / 解析度 8000 DPI
POLLING RATE / 回报率 / 回報率 1000Hz
BACKLIGHT / 背光灯效 / 背光燈效 7 Backlight Effects / 7种背光灯效 / 7種背光燈效
SWITCHING 10M gaming switches (Left / Right click)
INTERFACE USB Plug
CABLE LENGTH 1.8m
DIMENSION 125 x 63 x 39 (mm) / 4.92 x 2.48 x 1.54 (in)
WEIGHT 65g (without cable)

## GLOBAL WARRANTY POLICY 全球保固政策 / 全球保固條款

### WARRANTY PERIODS OF COUGAR GAMING DEVICES

Product : COUGAR COMBAT Gaming Gear Combo(Gaming Keyboard & Gaming Mouse)

Warranty : Please refer to our official website. ( <https://cougargaming.com/us/support/warranty/> )

保固政策 : 中国地区购买，请参考中国地区官方网站。( <http://cougargaming.com.cn/support/warranty/> )

This warranty gives you specific legal rights. You may also have other rights granted under local law.

These rights may vary.



詳細保固條件  
請掃描QR Code

### WARRANTY AGREEMENT

If the product has defects in material or manufacture, COUGAR will provide product repair and replacement service within the warranty period.

Our warranty service is based on the date of the invoice or warranty card (must be affixed with the store stamp).

If you lose the aforementioned evidence, we will apply the original shipping date of the product as the beginning date of warranty period. The shipping date will be identified by the product serial number(S/N).

### CONDITIONS WHERE FREE MAINTENANCE IS NOT PROVIDED

- Any fault or damage caused by natural disasters (including storm, fire, flood, thunder, earthquake, etc).
- Any fault or damage caused by accidental factors and man-made reasons (including hit, scrape, crash, moving, compression, stain, corrosion, use of incurred on unsuitable voltage, computer virus, riot, misuse, malicious damage, etc).
- Use in an improper operating environment (including high temperature, high humidity, water inflow, etc).
- Inability to provide the product warranty card, purchase receipt or invoice to prove the product is still within the warranty period and the shipping date of the product is out of warranty.
- The warranty card or product serial number has been altered or its number is hard to identify.
- The warranty period has expired.
- Any fault or damage caused by non-compliance with regulations stated on the user manual or improper, rough and careless treatment.
- Any fault or damage caused by use of parts not certified by COUGAR original manufacturer.
- The problem is caused by improper repair or adjustment by the buyer or any manufacturer without authorization from COUGAR.
- The product is not acquired from an authorized distributor of the company or is acquired from illicit sources.
- Paper carton, instruction and other accessories are not warranted.

### DISCLAIMERS

- COUGAR product is not authorized for use as critical components in life support device or for incorrect application software or malfunction of the product.
- COUGAR is not liable for the death or damage of person or loss of property when product is using as, including but not limited to, medical equipment, military equipment, traffic equipment and disaster prevention system.
- COUGAR's warranty liability is limited to repair, replacement.
- COUGAR is not liable for any damages, expenses, lost data, lost revenues, lost savings, lost profits, or any incidental or consequential damages due to using defect product of COUGAR.

If you have any question about the warranty, please feel free to contact us. Customer support: [service@cougargaming.com](mailto:service@cougargaming.com)

## LEGAL NOTICES

This manual was created by Compucase Enterprise and may not be completely or partially copied, passed on, distributed or stored without written consent by Compucase Enterprise.

COUGAR® is a registered brand of Compucase Enterprise Other product and company names mentioned in this documentation may be brands or trademarks of their respective owners.

Compucase Enterprise reserves the right to make changes concerning the contents of the manual and the technical data of the product without previous announcement.



## ДАТА ИЗГОТОВЛЕНИЯ ПРОДУКЦИИ

год и месяц изготовления продукции указаны в серийном номере продукта.  
(существует 2 способа определения даты изготовления, оба способа описаны ниже)

А После S/N: первые две цифры означают год, вторые две – месяц изготовления.  
Например, S/N: H1702000001 означает, что товар был произведен в феврале 2017 года.

Б После S/N: если указаны буквы, то две буквы представляют цифры из таблицы ниже, и означают год, последующие две цифры – месяц изготовления.  
Например, S/N: DAG02REV1000001 означает, что товар был произведен в феврале 2017 года.

A	B	C	D	E	F	G	H	I	J
1	2	3	4	5	6	7	8	9	0

• Например, AG = 17 = 2017 год

## MANUFACTURER CONTACT



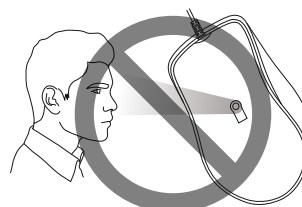
[www.cougargaming.com](http://www.cougargaming.com)  
Compucase Enterprise Co.,Ltd.  
All rights reserved. Made in China

COUGAR USA Technical Service  
Tel: (833) 256-3778  
Mail: [rma@compucaseusa.com](mailto:rma@compucaseusa.com)

Official website

## CAUTION

Please do not directly look into the optical beam!



تعليمات التركيب و الأمان:  
- يُنصح بعد البقاء دون تغيير وضعية البدن لساعات طويلة.  
- لا تستخدم لوحة المفاتيح على الأرض، ونزاعك اسندهما على المكتب.  
- التزم بالوضعية الصحيحة والمريحة عند استخدام لوحة المفاتيح.  
- يجب التأكد من توصيل كافة التوصيلات بالشكل الصحيح.  
- احفظ الجهاز بعيدا عن مصادر المياه والرطوبة.  
- افصل التيار الكهربائي فوراً في حالة الإستهاء بوجود التماس.  
- تأكد بأن مصدر الطاقة لديك مناسب لما يحتاجه هذا الجهاز.